

MCELROY METAL SUBSTRUCTURAL XL COMPONENTS

- Manufactured in Adelanto, CA only.

READY TO BOLT SUBSTRUCTURAL XL COMPONENTS

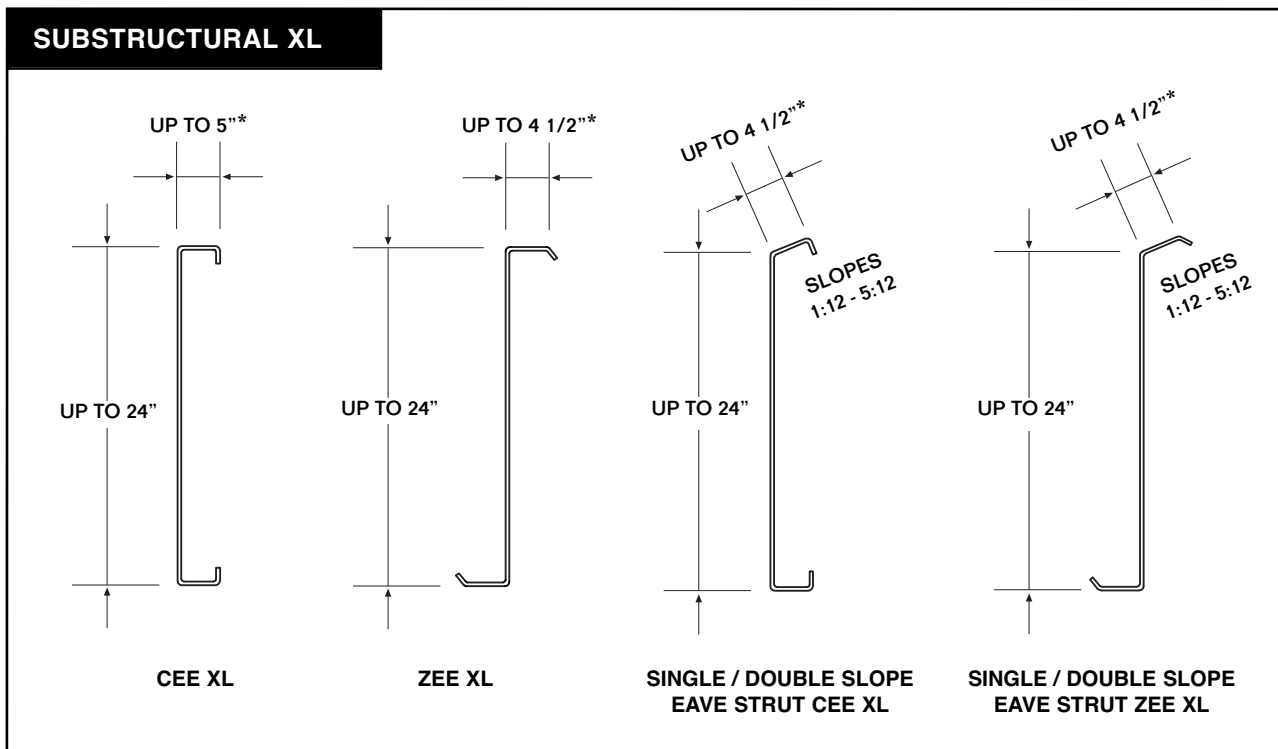
Setting the new industry standard, McElroy Metal's substructural XL components generate labor and material savings that will boost sales revenue and enhance bottom line performance.

- 10, 12, 14, and 16 gauge members with webs up to 24" enables value engineering and optimization opportunities.

The following chart is applicable for structural applications. Other gauge / max web combinations are available for non-structural applications:

GAUGE	10	12	14	16
MAX WEB	24"	20"	13"	11"

- Factory flange notching reduces costly secondary fabrication and/or field torching and cutting.
 - Top and / or bottom flange
 - Leading and / or trailing end
- Flexible punching capabilities reduces costly field drilling.
 - Standard holes from 7/32" to 1 3/16"
 - Slot punching from 5/8" x 3/4" to 7/16" x 2"
 - 2" and 3" hole punch to accommodate sprinklers, conduit and other pass-through utilities.



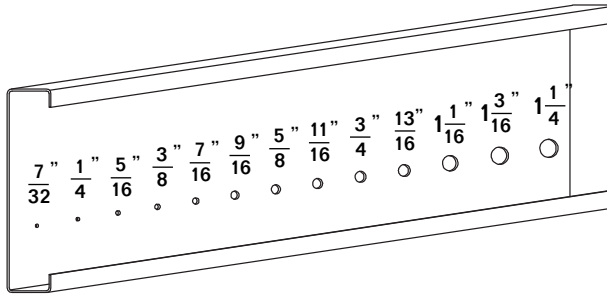
* MAX FLANGE WIDTH MAY VARY BY WEB WIDTH

SUBSTRUCTURAL INFORMATION

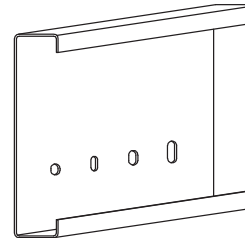
MCELROY METAL SUBSTRUCTURAL XL PUNCHING CAPABILITIES

PUNCHING:

HOLE PUNCHING
ANYWHERE IN WEB
OR FLANGE

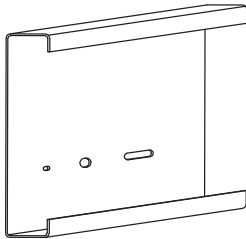


VERTICAL (PERPENDICULAR)
SLOTTING ANYWHERE IN
WEB OR FLANGE



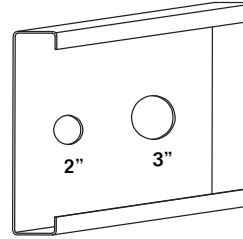
DIMENSIONS:
5/8" X 3/4"
7/16" X 1"
5/8" X 1"
5/8" X 1 1/2"

HORIZONTAL SLOTTING
ANYWHERE IN WEB OR
FLANGE



DIMENSIONS:
9/32" X 7/16"
5/8" X 3/4"
7/16" X 2"

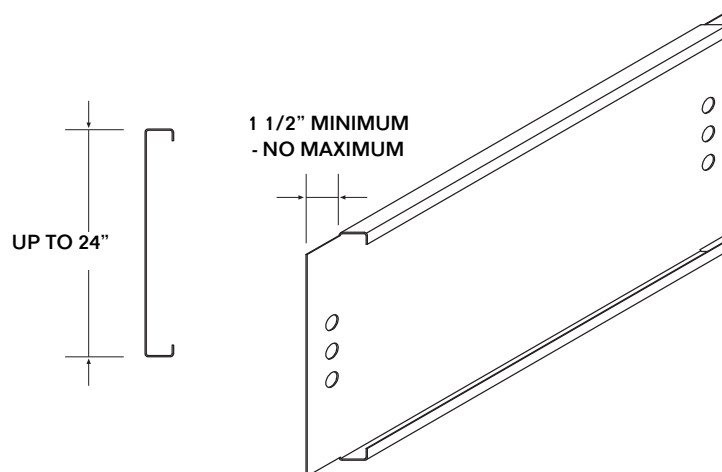
SPRINKLER / UTILITY
PASS THROUGH
ANYWHERE IN WEB



MCELROY METAL SUBSTRUCTURAL XL NOTCHING CAPABILITIES

NOTCHING:

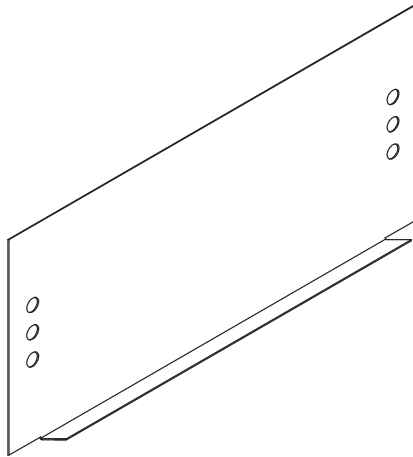
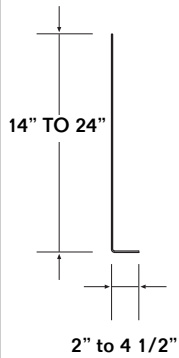
ALL XL MEMBERS CAN BE NOTCHED
TOP AND / OR BOTTOM
LEADING AND / OR TRAILING ENDS



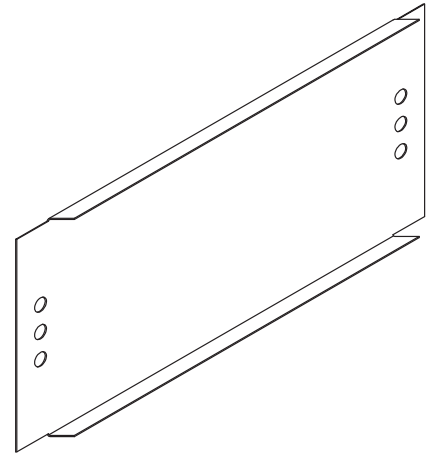
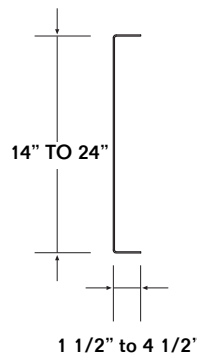
EXAMPLE SHOWN -
CEE PURLIN XL

**NOTCHING:
SUBSTRUCTURAL XL ANGLE AND CHANNEL**

BASE ANGLE



U-CHANNEL



NOTES: