

**McElroy Metal Offers . . .  
More!**

*McElroy Metal's  
Private Label Program  
can be custom designed  
specifically for*

## **YOUR BUSINESS**

In today's competitive marketplace, companies need to discover and capitalize on every marketing and operational advantage. This includes everything from reducing manufacturing and freight costs to enhancing product offerings.

Sometimes it simply makes sound business sense to utilize the services of a metal components company, like McElroy Metal.

McElroy Metal's core business is manufacturing and supplying metal building components and roofing to the construction industry. Since our start in 1963, McElroy Metal has amassed one of the broadest selections of products in the components industry. And, because we don't market a national Pre-Engineered building line, you can rest-assured your purchases are not financially supporting conglomerate competitors.



# Quality / Service / Performance

## McElroy Metal Has the Industry's Broadest Selection of Products!

✓ 11 Standing Seam Systems

✓ 13 Thru-Fastened Wall and Roof Panels

✓ Maxima line of vertical seam systems which includes 1.5", 2" and 3" seams

✓ Curving Capabilities

✓ On-site Rollforming for Longer Lengths

✓ Four Soffit Panels

✓ Canopy and Shadow Rib Panels



✓ and Retrofit Roofing Systems

## Currently 32 Locations Across the United States . . .

**12** Manufacturing facilities, **20** McElroy Service Centers and a transportation network to manufacture and deliver materials when and where required!

### MANUFACTURING LOCATIONS

Adelanto, CA  
Ashburn, GA  
Bossier City, LA

Clinton, IL  
Houston, TX  
Lewisport, KY

Marshall, MI  
Mauston, WI  
Merkel, TX

Peachtree City, GA  
Sunnyvale, TX  
Winchester, VA



McElroy Metal Service Centers are a resource to get materials in a hurry.

All stores inventory common panels, flat sheets, sub-structurals and accessories.

In addition, McElroy Metal Service Centers have an on-site trim press at all locations.



### SC SERVICE CENTERS

Alexandria, LA  
Bossier City, LA  
Chesapeake, VA  
Clinton, IL  
Diamond, MO

Fenton, MO  
Ft. Walton Beach, FL  
Garland, TX  
Houston, TX  
Indianapolis, IN

Lewisport, KY  
McFarland, WI  
Nashville, TN  
North Little Rock, AR  
Pearl, MS

Sacramento, CA  
Savannah, GA  
Union City, GA  
West Columbia, SC  
Winchester, VA

## Architectural Building Components and Green Span Profiles

### ✓ Architectural Building Components

Enhanced jobsite roll forming with jobsite production vehicles. Operated by factory personnel, these jobsite trucks are capable of reaching heights up to 30 feet and roof slopes up to 5:12.



Utilizing jobsite production vehicles and equipment operated by McElroy personnel, factory rollforming equipment can be employed at your project location.

**138T & 238T** Symmetrical panel systems offer many advantages over asymmetrical panels. In addition to superior wind uplift resistance, 138T and 238T panels offer individual panel replacement ability, unlimited thermal movement and radius panel capabilities. 138T and 238T also offers outstanding recover opportunities for worn out metal and conventional roofs.




### ✓ Green Span Profiles

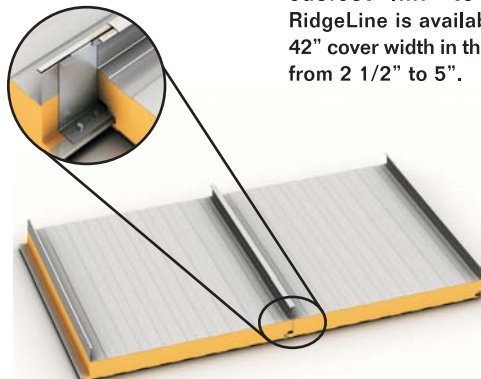
- **Green Span Profiles** is a McElroy Metal Joint Venture company that manufactures Insulated Metal Panels (IMP's) in a state-of-the-art manufacturing facility in Waller, TX.
- **Green Span Profiles** manufactures insulated metal panels in 2, 2.5, 3, 4, 5, and 6" thickness.
- Select from eight attractive panel configurations, smooth, embossed and stucco surfaces.



#### Waveline



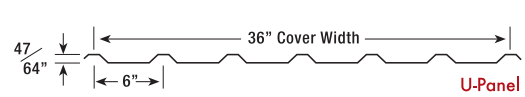
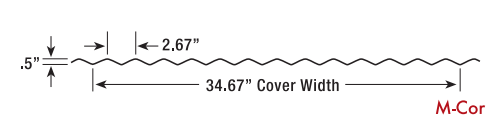
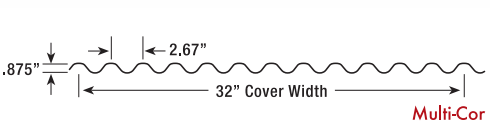
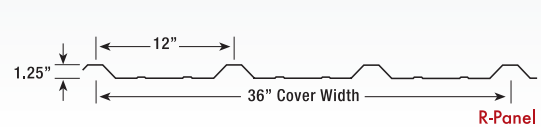
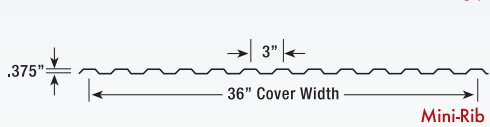
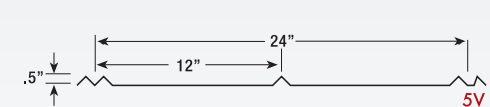
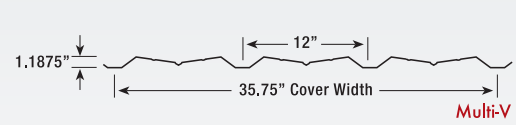
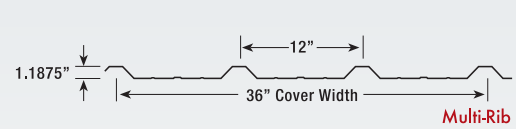
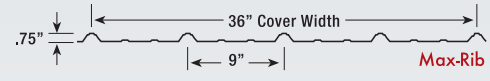
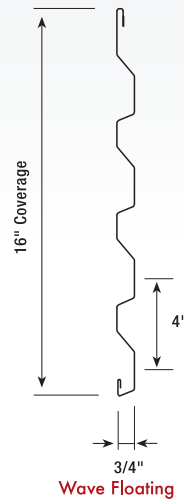
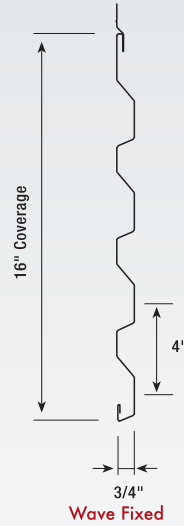
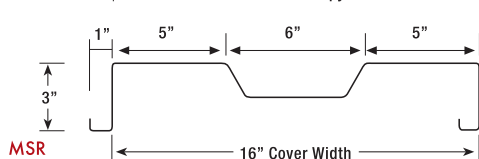
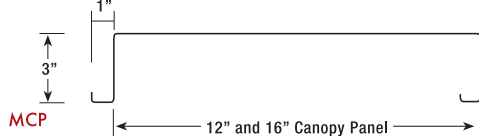
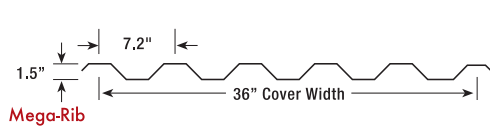
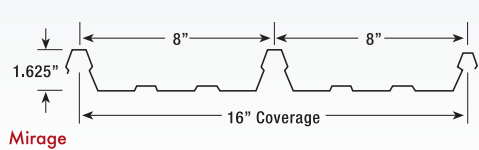
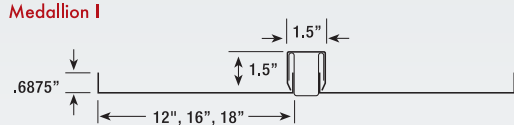
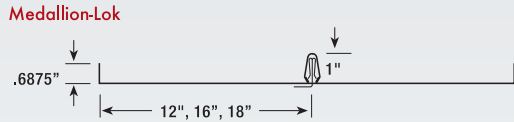

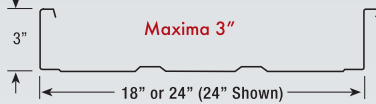
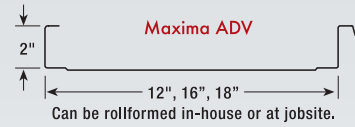
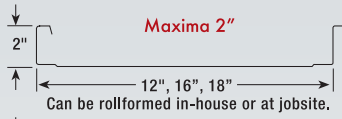
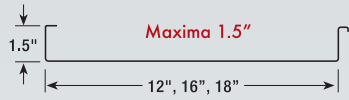
#### RidgeLine



RidgeLine roof panel features a 238T symmetrical standing seam, making it the industry's easiest IMP to install. RidgeLine is available with a 42" cover width in thicknesses from 2 1/2" to 5".



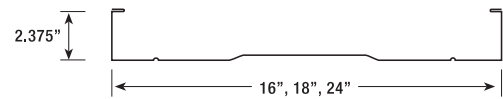
**Available Panel Profiles:**



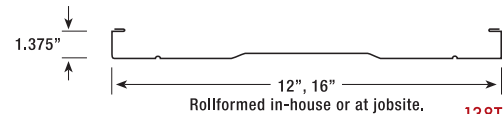
(800) 562-3576

1500 HAMILTON RD. • BOSSIER CITY, LOUISIANA 71111

www.mcelroymetal.com • email: info@mcelroymetal.com



16" & 18" rollformed in-house or at jobsite.  
24" rollformed at jobsite only.



Rollformed in-house or at jobsite.