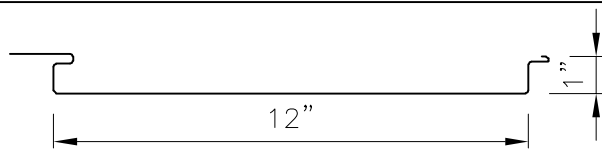
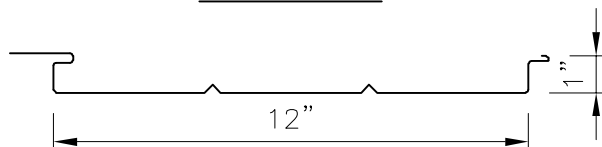


Flush Panel

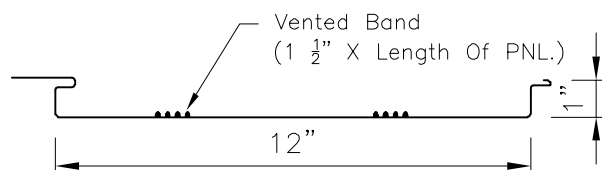
Product Data



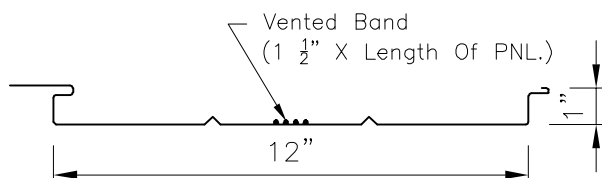
FLAT PROFILE



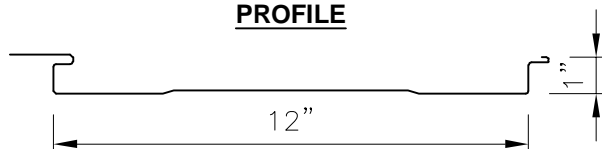
VEE GROOVES AT 4" O.C. PROFILE



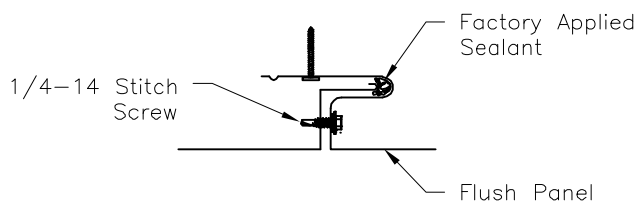
VENTED PROFILE



VENTED W/ VEE GROOVES AT 4" O.C. PROFILE



INVERTED PLANK PROFILE



SEAM ENGAGEMENT

NOTE:

All data represented on this sheet may not be applicable to all widths and gauges. Please contact McElroy Metal for more information.

Applications

Tongue-and-groove interlock panel used on soffits.

Substrates

Plywood, Hat Channels, Nailers, Subgirts, Purlins

Material

Standard - 24 GA. Steel
Optional - 22 GA. Steel

Finishes

Acrylic Coated Galvalume®
Fluoropolymer (Kynar 500® PVDF resin-based)

Pan Conditions

Flat, Vee Grooves, Vented, Vented w/ Vee Grooves, and Inverted Plank

(Oil canning is inherent in all metal panels and is not cause for panel rejection. A signed oil canning acknowledgement will be required for all orders prior to production.)

Plank pan condition can only be chosen when panel is not vented.

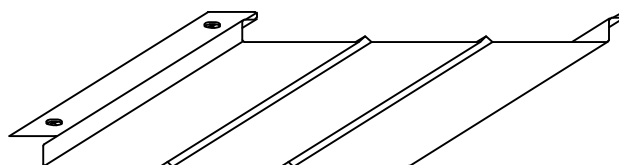
Manufacturing

Roll formed in factory.
2'-0" min. / 8'-0" max. length for 24 GA.
2'-0" min. / 15'-0" max. length for 22 GA.

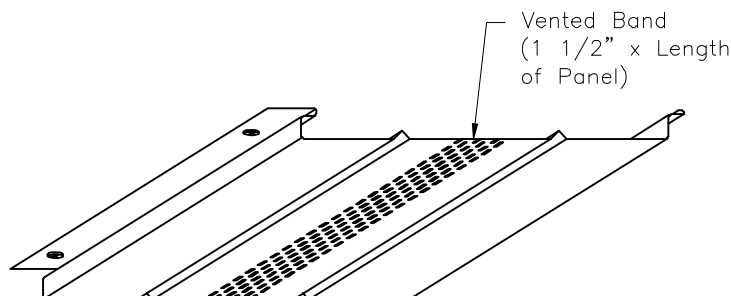
Testing/Agency Approvals *

Uplift: ASTM E1592 (w/ 1/4-14 stitch screws at seam engagement)

Testing and Approvals are product specific. Please inquire for details.



FLUSH PROFILE (VEE GROOVES AT 4" O.C.)
Optimum Width 12"



FLUSH PROFILE (VENTED WITH VEE GROOVES AT 4" O.C.)
Optimum Width 12"