



CF SHINGLE

Concealed Fastening

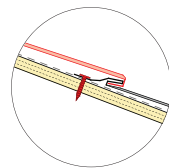
A traditional shingle look with high-performance features

Tilcor's CF Shingle has been specifically designed for the North American market to resemble the look of traditional Asphalt Shingles but without the inherent ongoing issues that many home owners face. Its innovative fully "**Concealed Fastening**" system is truly a world's first. Unlike other systems, which leave gaps and screws exposed to the elements, our unique CF Shingle protects all fastening elements making roofs more reliable, watertight and durable than ever before.

Extensive research and development in the design process makes Tilcor's CF Shingle not only the most water-proof stone-coated steel shingle on the market but the most realistic looking and fastest to install. Made from the highest quality raw materials using New Zealand Steel ensures the durability and strength is second to none. The CF Shingle and accompanying roofing accessories are engineered to interlock and overlap to resist wind lifting and keep out the harsh elements. At less than 150 lbs. / sq., a Tilcor roof is a 'Lightweight Roofing System', so considerable cost savings can be achieved during new construction along with being the perfect replacement for your old existing roof. A Tilcor roof lets you improve the look and value of your home in a matter of days.

Tilcor's textured finish provides added protection by embedding natural stone granules in an acrylic base-coat. A final clear acrylic over-glaze is applied before being oven cured at 250° F. This extremely durable UV-resistant coating enables Tilcor roofing products to withstand the harshest environments around the world. Tilcor is ISO 9001 accredited and has international tests reports, appraisals and field results confirm our products are 100% waterproof, earthquake safe, fire resistant and able to withstand hurricane-force winds of up to 120mph. A Tilcor roof will not only safeguard your investment but will also give you complete peace of mind because it's backed by a Tilcor Limited Lifetime Warranty.

- **Concealed Fastening**
- **Innovative Interlocking**
- **Minimum Roof Pitch to 3/12**
- **Direct to Deck**
- **20 Panels per Sq.**
- **International Test Reports**
- **New Zealand Steel**
- **The fastest and easiest stone-coated steel panel system to install on the market**



Limited Lifetime Weather Security Warranty*



Interlocking System Earthquake Resistant



Marine Environments Weatherproof Warranty*



Non Combustible Class A Fire Rating



Recyclable Steel



UV Protection Permanent Beauty



Lightweight Easy Installation



Hail Resistant Freeze/Thaw Resistant



High Wind Zones Hurricane Resistant


* Warranties may vary depending on climatic conditions.



CF SHINGLE

Concealed Fastening

Color Options



Charcoal Blend



Barkwood



Oakwood



Estate Grey

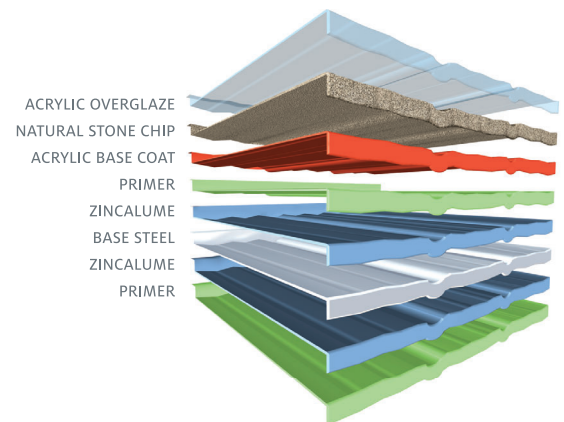


Arctic Grey

Colors in this brochure are as close to the original as modern printing process will allow.

CF SHINGLE TEXTURED SPECIFICATIONS

Length of Cover	49 5/8"
Width of Cover	14 9/16"
Tiles / sq.	20 pc / sq.
Weight / Tile	7.05 lbs.
Weight / sq.	141 lbs. / sq.
Minimum Roof Pitch	3/12



LIMITED LIFETIME WARRANTY



ROSSROOF
GROUP



Ross Roof Group

P +1 916 838 1940 F +1 866 864 5410, E info.us@tilcor.com, 4342 Dudley Blvd. Building B, McClellan, CA 95652; PO Box 5125 Galt, CA 95632, United States www.tilcorroofingusa.com