



MULTI-RIB

R-PANEL








MULTI-COR

M-COR

U-PANEL

MULTI-V


MINI-RIB




Panel / Trim / Accessories



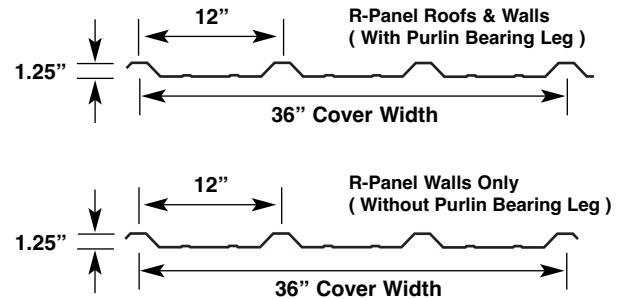
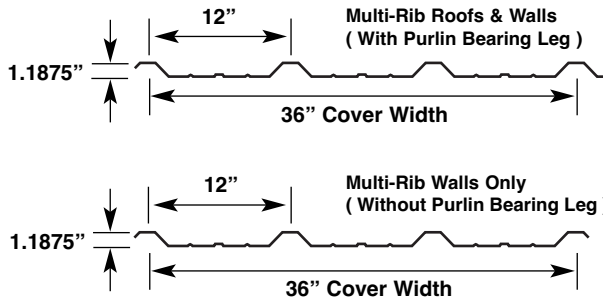
MULTI-RIB/R-PANEL



Multi-Rib



R-Panel



Multi-Rib and R-Panel Load Tables and Section Properties

For any available Test Data, Section Properties or Load Tables, please visit www.mcelroymetal.com. For additional information, please contact the **McElroy Engineering Department** at **1-800-950-9082**.

Details:

- Minimum slope: 1:12 (with sealant)
- Multi-Rib is also available with MoistureLok


Panel Options:

- Roof panels: purlin bearing leg required
- Wall panels: non-purlin bearing leg optional
- Coating:
 - Kynar 500® (PVDF)
 - Silicone Modified Polyester (SMP)
- Substrate:
 - Standard 26 GA Galvalume® (roof and wall panels)
 - Multi-Rib: optional 24, 22 GA Galvalume (wall panels)
 - R-Panel: optional 24, 22 GA Galvalume (wall panels only)


Notes:

- Oil canning is inherent in all metal panels and is not cause for panel rejection.
- Please contact a McElroy representative for specific pricing, lead times, special colors or gauges that may not be on a McElroy Metal color chart.
- Contents in this manual are subject to change without notice. To confirm this book is the most current copy, please visit McElroy's website at www.mcelroymetal.com.

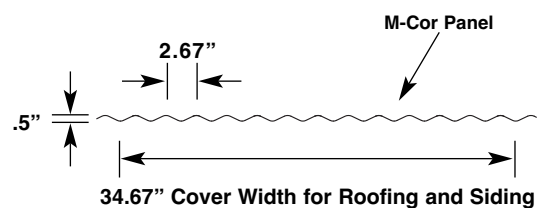
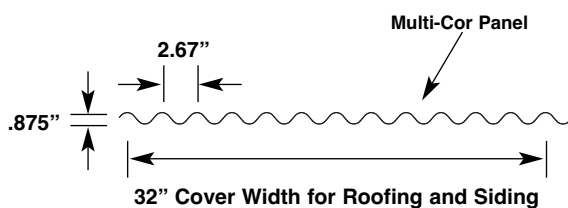
MULTI-COR/M-COR



Multi-Cor



M-Cor



Multi-Cor and M-Cor Load Tables and Section Properties

For any available Test Data, Section Properties or Load Tables, please visit www.mcelroymetal.com. For additional information, please contact the **McElroy Engineering Department** at 1-800-950-9082.

Details:

- Multi-Cor minimum slope: 1:12
- M-Cor minimum slope: 1:12
- Tape sealant required on all slopes
- Can be installed over solid deck or open framing

- Multi-Cor and M-Cor are produced in Bossier City, LA

Panel Options:


- Coating:
 - Kynar 500® (PVDF)
 - Silicone Modified Polyester (SMP)

- Substrate:
 - Standard 26 GA Galvalume®
 - Optional 24, 22 GA Galvalume (Multi-Cor)
 - Optional 29, 24 GA Galvalume (M-Cor)

Notes:

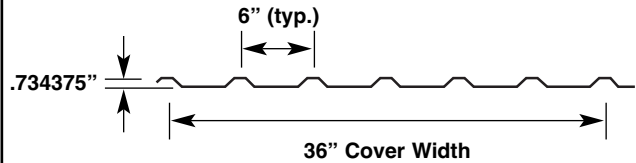
- Oil canning is inherent in all metal panels and is not cause for panel rejection.
- Please contact a McElroy representative for specific pricing, lead times, special colors or gauges that may not be on a McElroy Metal color chart.
- Contents in this manual are subject to change without notice. To confirm this book is the most current copy, please visit McElroy's website at www.mcelroymetal.com.

U-PANEL



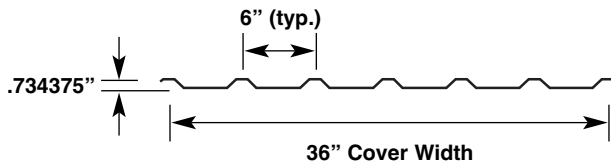
U-Panel

U-PANEL PURLIN BEARING PROFILE



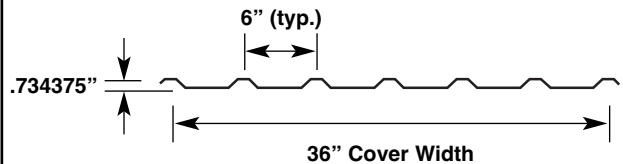
Master Coil Width: 43"

U-PANEL NON- PURLIN BEARING PROFILE



Master Coil Width: 40 7/8" (29 GA Only)

U-PANEL NON- PURLIN BEARING PROFILE



Master Coil Width: 41 9/16"

U-Panel Load Tables and Section Properties

For any available Test Data, Section Properties or Load Tables, please visit www.mcelroymetal.com. For additional information, please contact the **McElroy Engineering Department at 1-800-950-9082**.

Details:

- Minimum slope: 1:12 (with sealant)


Panel Options:

- Roof panels: purlin bearing leg required
- Wall panels: non-purlin bearing leg optional
- Coating:
 - Kynar 500® (PVDF)
 - Silicone Modified Polyester (SMP)
- Substrate:
 - Standard 26 GA Galvalume® (roof and wall panels)
 - Optional 29, 24, 22 GA Galvalume (wall panels)


Notes:

- Oil canning is inherent in all metal panels and is not cause for panel rejection.
- Please contact a McElroy representative for specific pricing, lead times, special colors or gauges that may not be on a McElroy Metal color chart.
- Contents in this manual are subject to change without notice. To confirm this book is the most current copy, please visit McElroy's website at www.mcelroymetal.com.

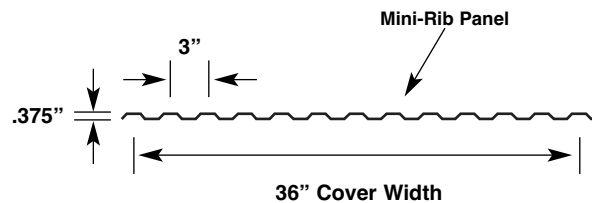
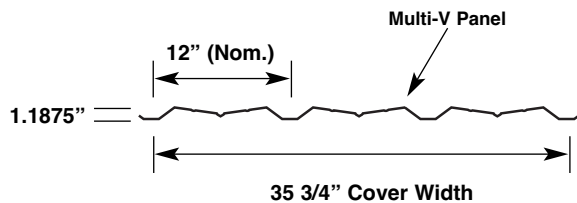
MULTI-V/MINI-RIB



Multi-V



Mini-Rib



Multi-V and Mini-Rib Load Tables and Section Properties

For any available Test Data, Section Properties or Load Tables, please visit www.mcelroymetal.com. For additional information, please contact the **McElroy Engineering Department at 1-800-950-9082**.

Details:

- Multi-V is to be used as a wall panel only
- Mini-Rib is not applicable for exterior roof panels
- Mini-Rib is produced in Bossier City, LA

Panel Options:

- Coating:
 - Kynar 500® (PVDF)
 - Silicone Modified Polyester (SMP)
- Substrate:
 - Multi-V
 - Standard 26 GA Galvalume®
 - Optional 24 GA Galvalume
 - Mini-Rib
 - Standard 26 and 29 GA Galvalume®
 - Optional 24 GA Galvalume

Notes:

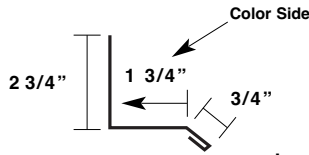
- Oil canning is inherent in all metal panels and is not cause for panel rejection.
- Please contact a McElroy representative for specific pricing, lead times, special colors or gauges that may not be on a McElroy Metal color chart.
- Contents in this manual are subject to change without notice. To confirm this book is the most current copy, please visit McElroy's website at www.mcelroymetal.com.

MULTI-RIB/R-PANEL

TRIM

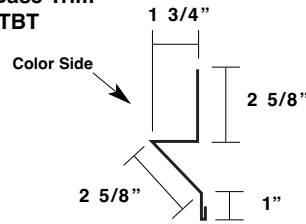
26 GA

**Simple Base Trim
ITBD**



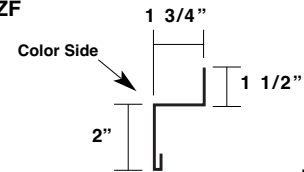
Lengths:
10' - 3"
14' - 3"

**Base Trim
ITBT**



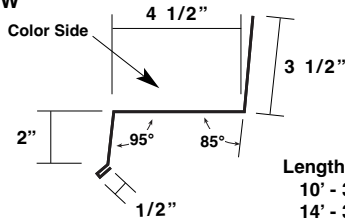
Lengths:
10' - 3"
14' - 3"

**Zee Trim
ITZF**



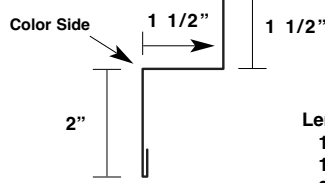
Lengths:
10' - 3"
14' - 3"

**Masonry Wainscoat
ITMW**



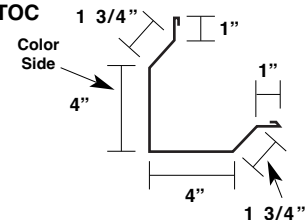
Lengths:
10' - 3"
14' - 3"

**Alternate Masonry Wainscoat
ITAMW**



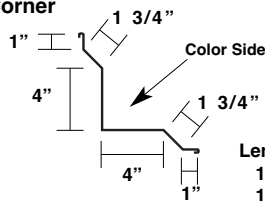
Lengths:
10' - 3"
14' - 3"
20' - 3"

**Outside Corner
ITOC**



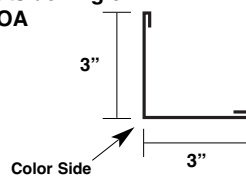
Lengths:
10' - 3"
14' - 3"

**Inside Corner
ITIC**



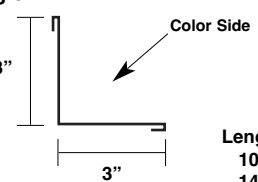
Lengths:
10' - 3"
14' - 3"

**Outside Angle Trim
ITOA**



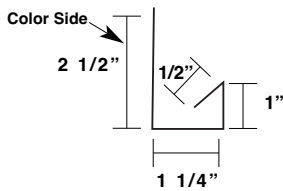
Lengths:
10' - 3"
14' - 3"

**Inside Angle Trim
ITIA**



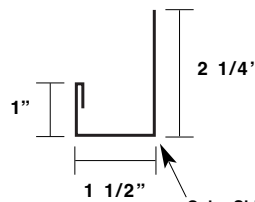
Lengths:
10' - 3"
14' - 3"

**Jamb Trim
ITJT**



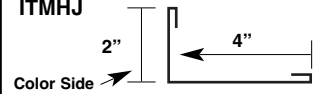
Lengths:
10' - 3"
14' - 3"

**Head Trim
ITHT**



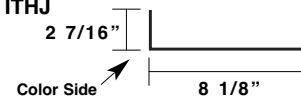
Lengths:
10' - 3"
14' - 3"

**Mini Jamb / Header Cover
ITMHJ**



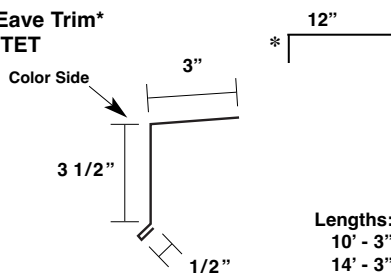
Lengths:
7' - 1"
8' - 1"
9' - 1"

**Jamb / Head Cover Trim
ITHJ**



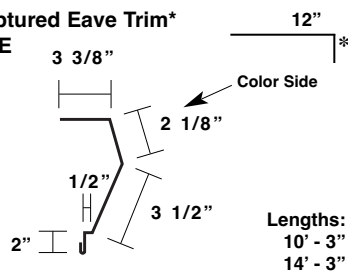
Lengths:
10' - 3"
14' - 3"

**Eave Trim*
ITET**



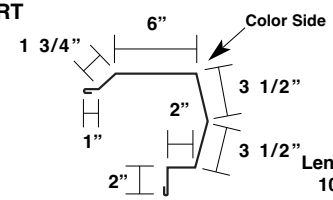
Lengths:
10' - 3"
14' - 3"

**Sculptured Eave Trim*
ITSCE**



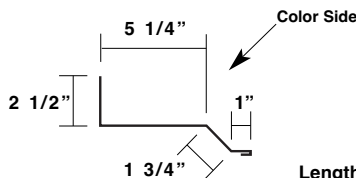
Lengths:
10' - 3"
14' - 3"

**Rake Trim
ITRT**



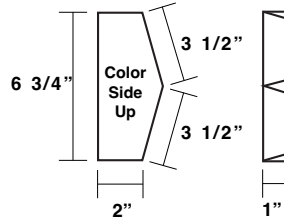
Lengths:
10' - 3"
14' - 3"
20' - 3"

**Rake Tie-In Trim
ITEW**

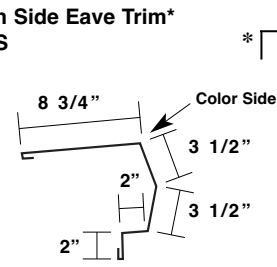


Lengths:
10' - 3"
14' - 3"

**Rake Closure
ITRE**



**High Side Eave Trim*
ITHS**



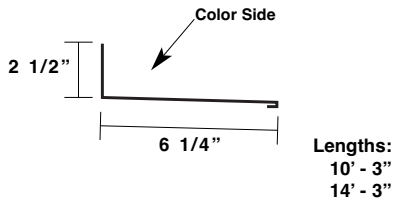
Lengths:
10' - 3"
14' - 3"
20' - 3"

MULTI-RIB/R-PANEL

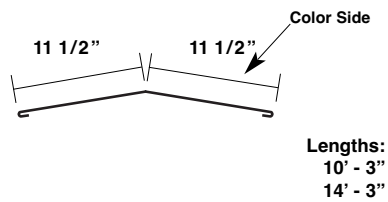
TRIM

26 GA

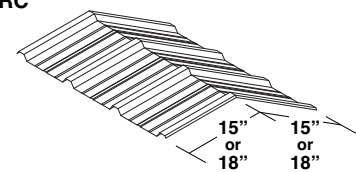
High Side Tie-In Trim*
ITSW



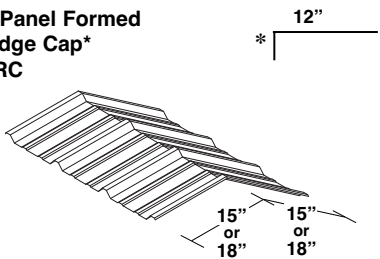
Ridge Cap*
ITRC



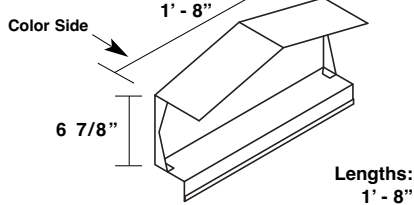
Multi-Rib Formed Ridge Cap*
MRC



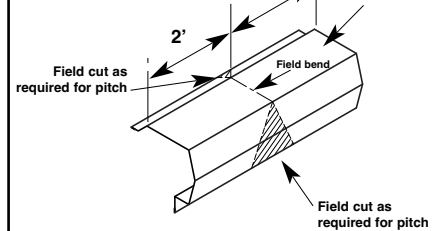
R-Panel Formed Ridge Cap*
RRC



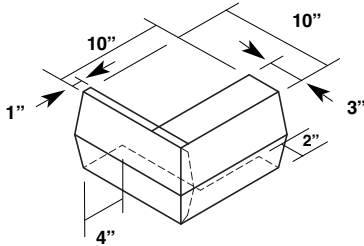
Fixed Peak Box*
(Additional Roof Pitch Available)
IT-PBF



Variable Peak Box
IT-PBV

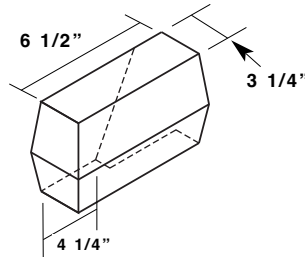


Outside Corner Box for Standard Gutter
(Right Hand Shown Left Hand Opposite)
ITOCB

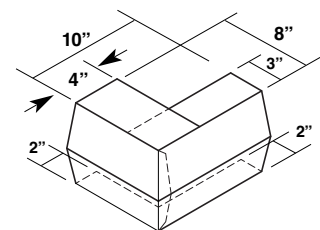


1/2:12 up to 2:12 roof slopes with standard gutter.

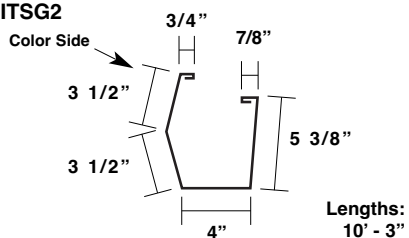
Gutter Corner Box For Standard Gutter
2:12 to 4:12 or with Sculptured Gutter
(Right Hand Shown Left Hand Opposite)
ITGCB



High Side Corner Box
(Right Hand Shown Left Hand Opposite)
ITHSCB

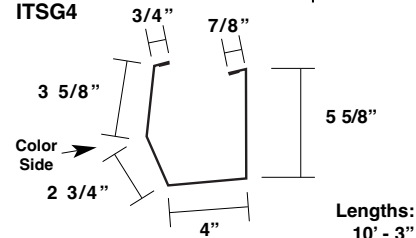


Standard Gutter*
1/2:12 to 2:12 Pitch
ITSG2



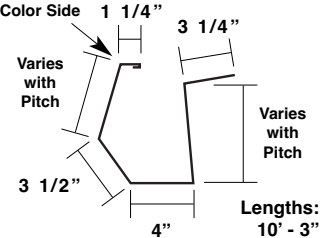
Snow guards required to prevent damage caused by sliding snow.

Standard Gutter*
2:12 to 4:12 Pitch
ITSG4



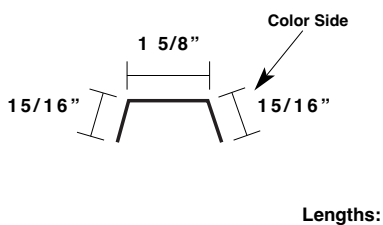
Snow guards required to prevent damage caused by sliding snow.

Sculptured Gutter*
up to 4:12 Pitch
ITSCG

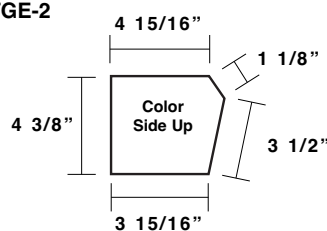


Snow guards required to prevent damage caused by sliding snow.

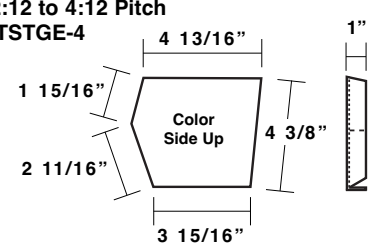
Gutter Strap
IT-GS



Standard Gutter End Cap
(Left Hand Shown Right Hand Opposite)
1/2 to 2:12 Pitch
ITSTGE-2



Standard Gutter End Cap
(Right Hand Shown Left Hand Opposite)
2:12 to 4:12 Pitch
ITSTGE-4



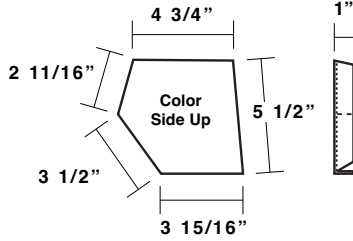
*specify roof pitch

MULTI-RIB/R-PANEL

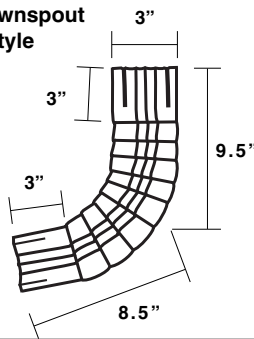
TRIM

26 GA

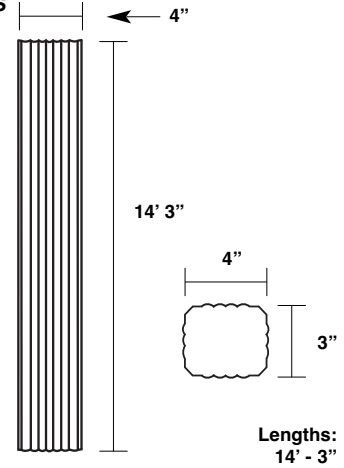
Sculptured Gutter End Cap
(Right Hand Shown Left Hand Opposite)
ITSCGE



3" x 4" Downspout Elbow A-Style
BBPELA



Downspout 3" x 4"
BBPDS



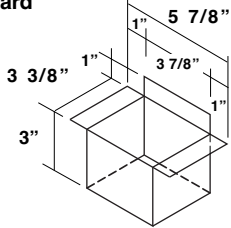
Aluminum Downspout Outlet
BBPOUT



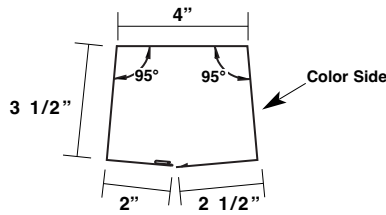
Downspout Strap
BBPDSS



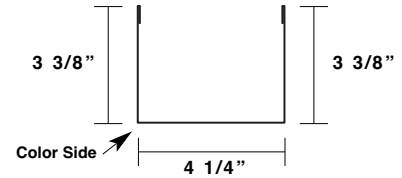
Lock-Seam Downspout Outlet - Standard



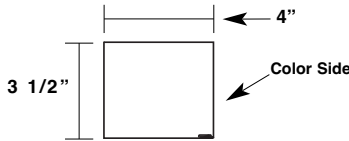
Lock-Seam Downspout - Center



Lock-Seam Downspout Strap

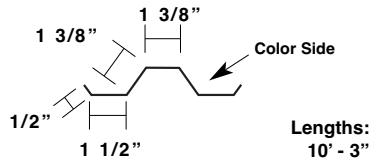


Lock-Seam Downspout - Corner
(Right Hand Corner Shown)

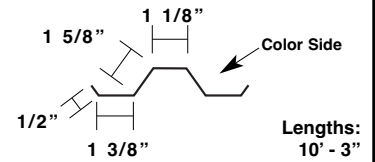


Please specify left or right hand corner

Skylight Side Trim - UL90
(For Use with Multi-Rib Panels)



Skylight Side Trim - UL90
(For Use with R-Panels)

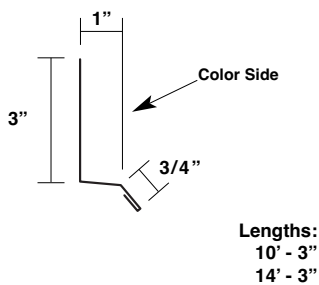


MULTI-COR/M-COR

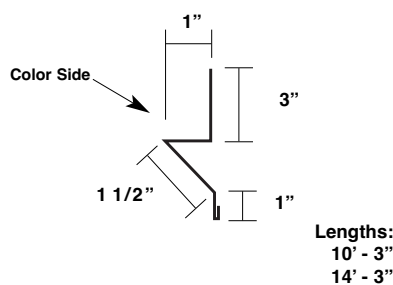
TRIM

26 GA

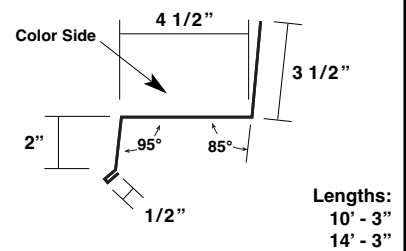
Simple Base Trim
CORSB



Base Trim
CORBT



Masonry Wainscoat
CORMW

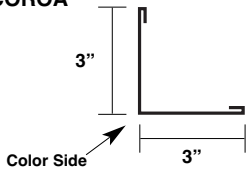


MULTI-COR/M-COR

TRIM

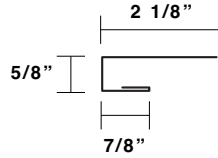
26 GA

**Outside Angle Trim
COROA**



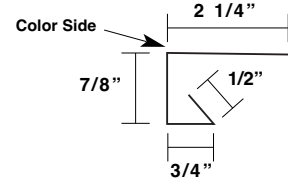
Lengths:
10' - 3"
14' - 3"

**Head / Jamb Trim (M-Cor Only)
M-CORHJ**



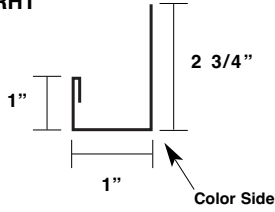
Lengths:
10' - 3"
14' - 3"

**Jamb Trim (Multi-Cor / U-Panel Only)
CORJT**



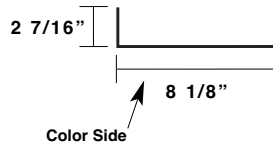
Lengths:
10' - 3"
14' - 3"

**Head Trim (Multi-Cor / U-Panel Only)
CORHT**



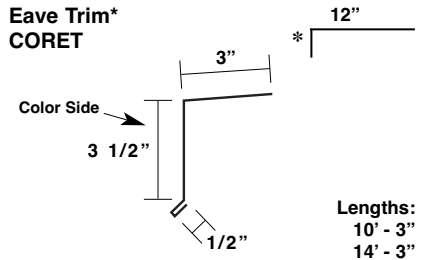
Lengths:
10' - 3"
14' - 3"

**Jamb / Head Cover Trim
ITHJ**



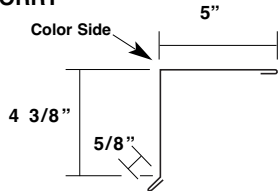
Lengths:
10' - 3"
14' - 3"

**Eave Trim*
CORET**



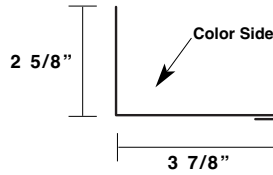
Lengths:
10' - 3"
14' - 3"

**Rake Trim
CORRT**



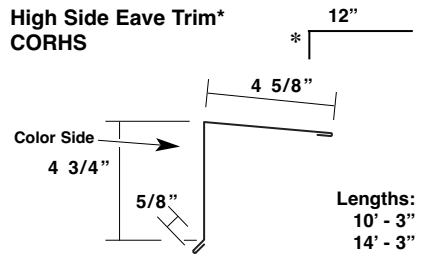
Lengths:
10' - 3"
14' - 3"

**Rake-Tie-In
COREW**



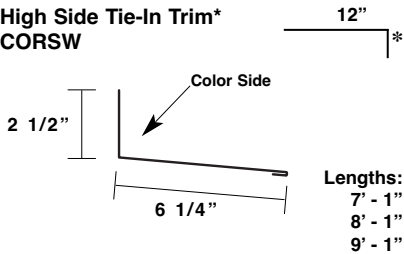
Lengths:
10' - 3"
14' - 3"

**High Side Eave Trim*
CORHS**



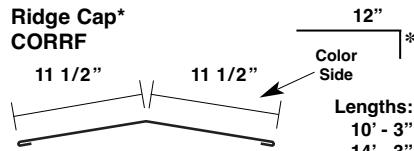
Lengths:
10' - 3"
14' - 3"

**High Side Tie-In Trim*
CORSW**



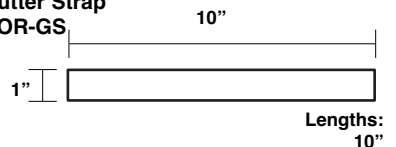
Lengths:
7' - 1"
8' - 1"
9' - 1"

**Ridge Cap*
CORRF**



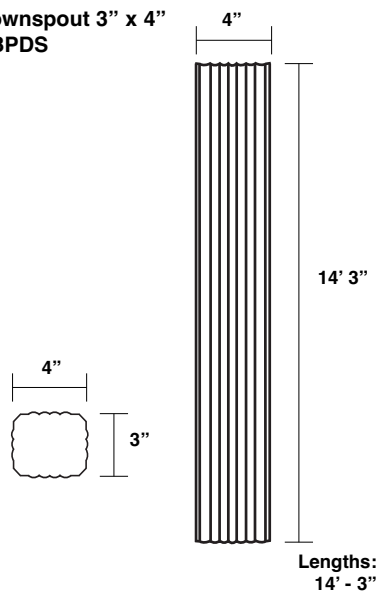
Lengths:
10' - 3"
14' - 3"

**Gutter Strap
COR-GS**



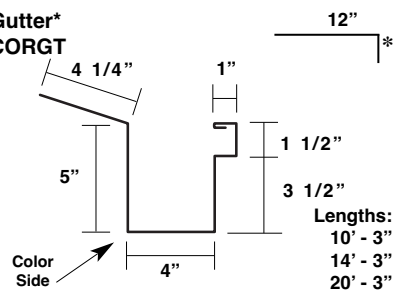
Lengths:
10"

**Downspout 3" x 4"
BBPDS**



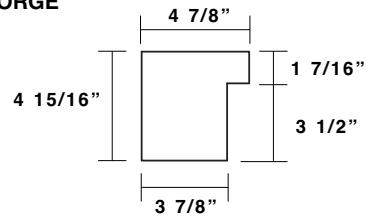
Lengths:
14' - 3"

**Gutter*
CORGT**

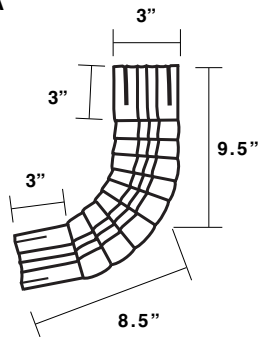


Lengths:
10' - 3"
14' - 3"
20' - 3"

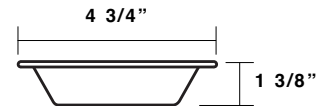
**Gutter End Cap
(Left Hand Shown Right Hand Opposite)
CORGE**



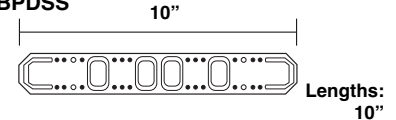
**3" x 4" Downspout Elbow A-Style
BBPELA**



**Aluminum Downspout Outlet
BBPOUT**



**Downspout Strap
BBPDSS**



Lengths:
10"

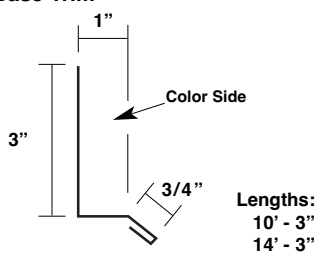
*specify roof pitch

U-PANEL

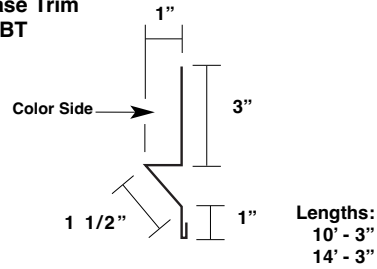
TRIM

26 GA

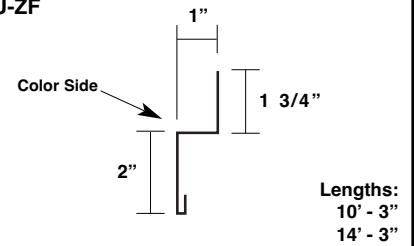
**Simple Base Trim
U-SB**



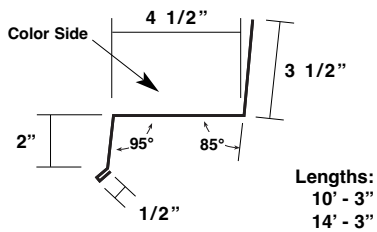
**Base Trim
U-BT**



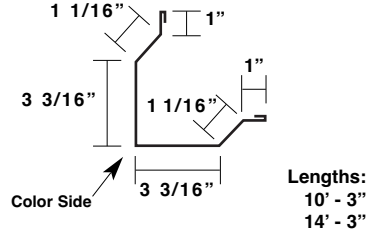
**Zee Flashing
U-ZF**



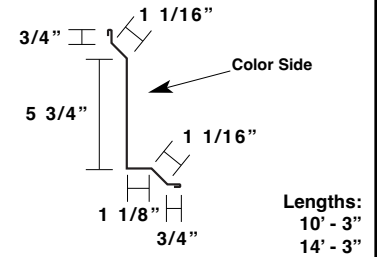
**Masonry Wainscoat
U-MW**



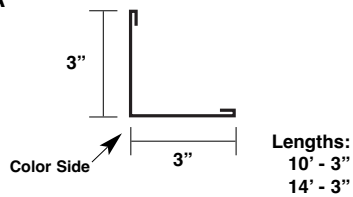
**Outside Corner
U-OC**



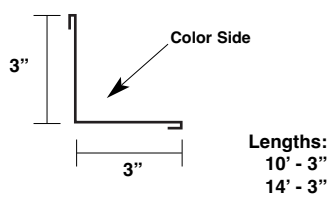
**Inside Corner
U-IC**



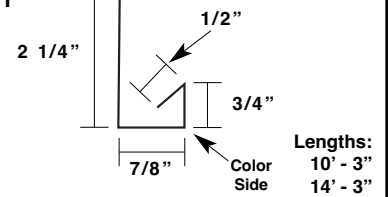
**Outside Angle Trim
U-OA**



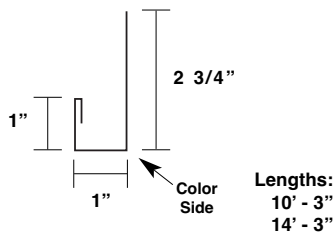
**Inside Angle Trim
U-IA**



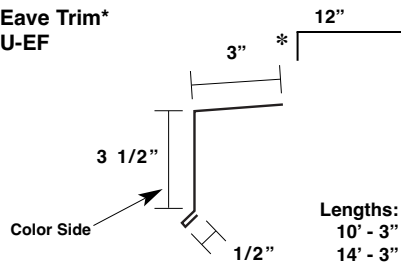
**Jamb Trim
U-JT**



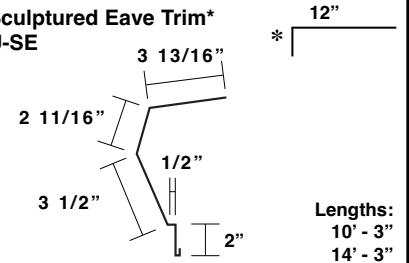
**Head Trim
U-HT**



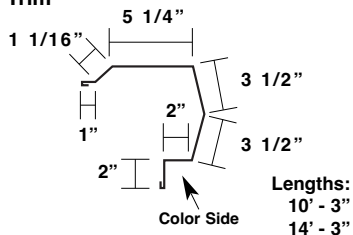
**Eave Trim*
U-EF**



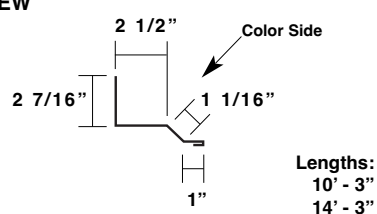
**Sculptured Eave Trim*
U-SE**



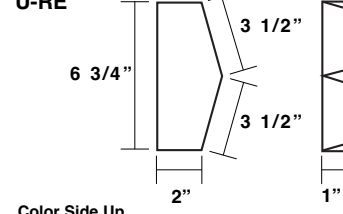
**Rake Trim
U-RT**



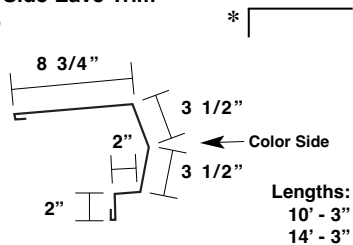
**Rake Tie-In Trim
U-EW**



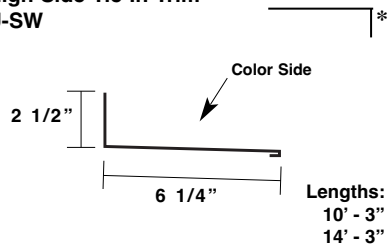
**Rake End Closure
U-RE**



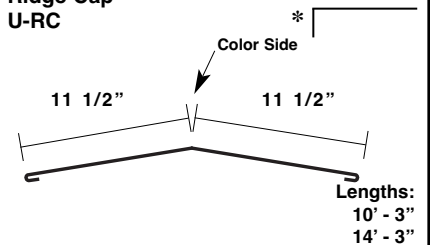
**High Side Eave Trim*
U-HS**



**High Side Tie-In Trim*
U-SW**



**Ridge Cap*
U-RC**



*specify roof pitch

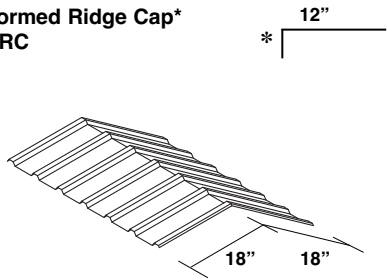
(H) Indicates an open hem - All other hems are closed.

U-PANEL

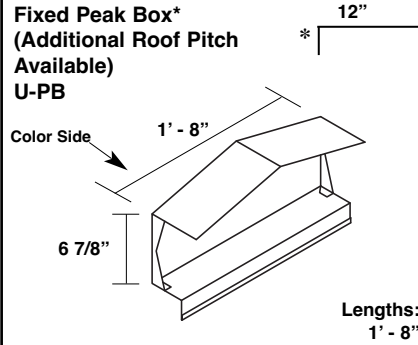
TRIM

26 GA

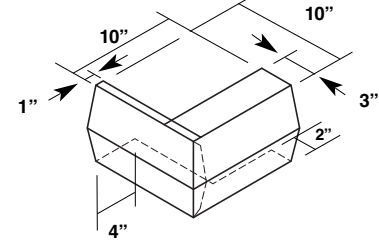
Formed Ridge Cap*
URC



Fixed Peak Box*
(Additional Roof Pitch Available)
U-PB

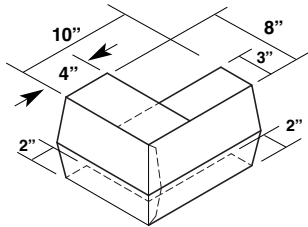


Outside Corner Box for Standard Gutter
(Right Hand Shown Left Hand Opposite)
U-OCB

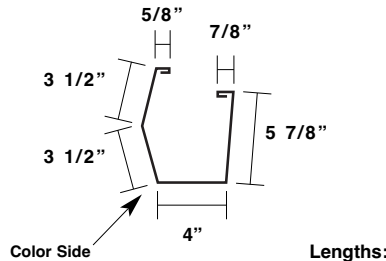


Lengths: 1/2:12 up to 2:12 roof slopes with standard gutter.

High Side Corner Box
(Right Hand Shown Left Hand Opposite)
U-HSC

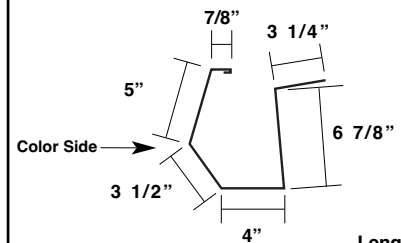


Gutter
U-GT



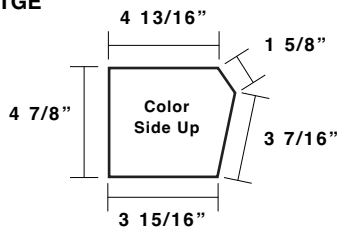
Lengths: 10' - 3"
14' - 3"

Sculptured Gutter
U-SG

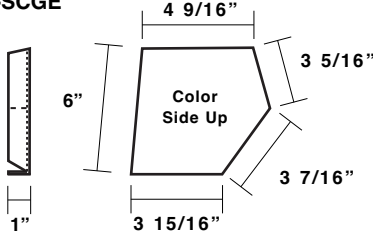


Lengths: 10' - 3"
14' - 3"

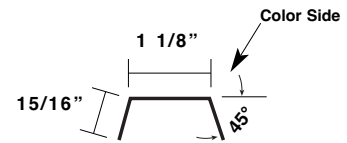
Gutter End Cap
(Left Hand Shown Right Hand Opposite)
U-STGE



Gutter End Cap Sculptured
(Left Hand Shown Right Hand Opposite)
U-SCGE

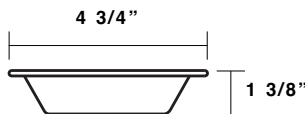


Gutter Strap
U-GS

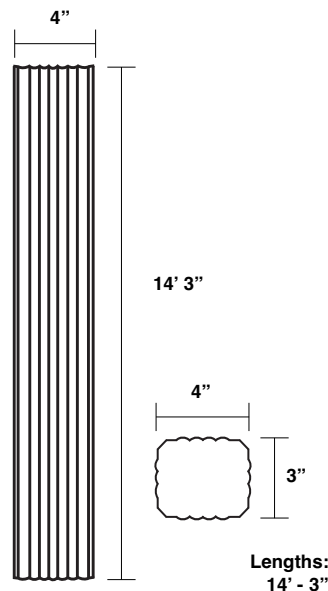


Lengths: 0' - 6"

Aluminium Downspout Outlet
BBPOUT

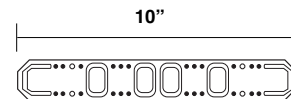


Downspout
BBPDS

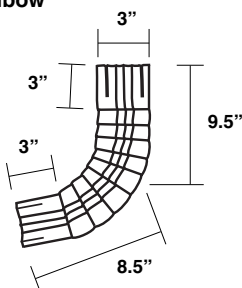


Lengths: 14' - 3"

Downspout Strap
BBPDSS



A-Style Elbow
BBPELA



*specify roof pitch

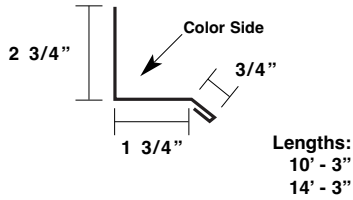
(H) Indicates an open hem - All other hems are closed.

MULTI-V

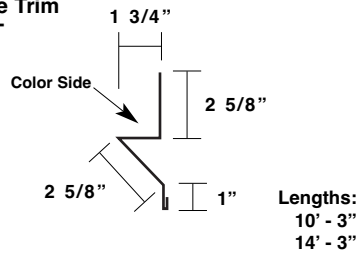
TRIM

26 GA

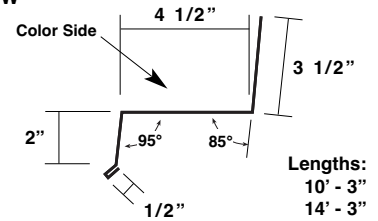
Simple Base Trim
ITBD



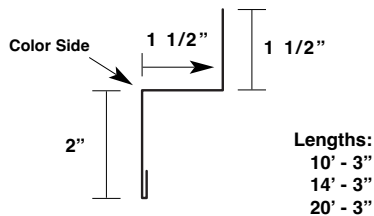
Base Trim
ITBT



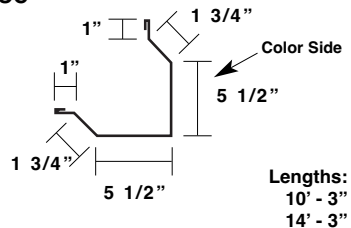
Masonry Wainscoat
ITMW



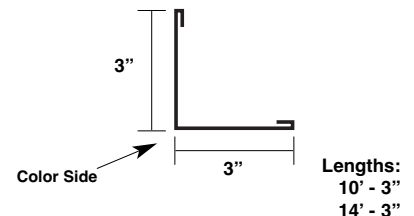
Alternate Masonry Wainscoat
ITAMW



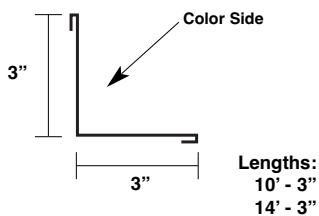
Multi-V Outside Corner
MUVOC



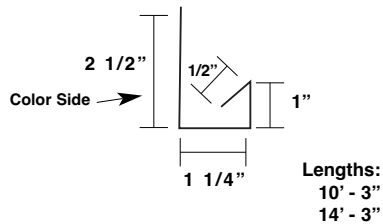
Outside Angle Trim
ITOA



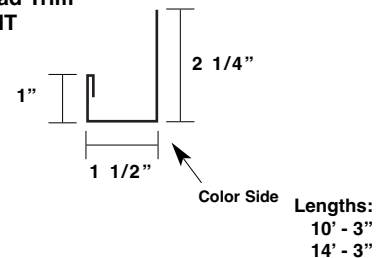
Inside Angle Trim
ITIA



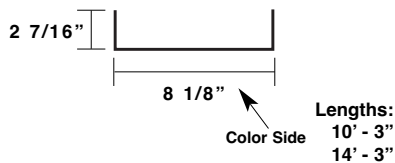
Jamb Trim
ITJT



Head Trim
ITHT



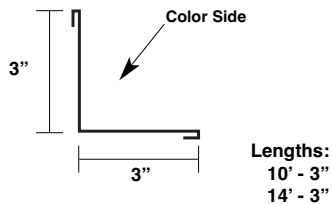
Jamb / Head Cover Trim
ITHJ



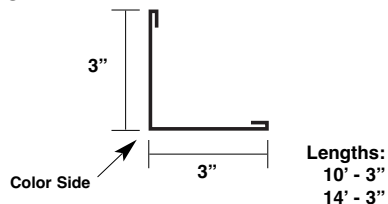
MINI-RIB

TRIM

Inside Angle Trim
ITIA



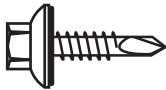
Outside Angle Trim
ITOA




MULTI-RIB / R-PANEL / MULTI-COR M-COR / U-PANEL / MULTI-V / MINI-RIB

ACCESSORIES

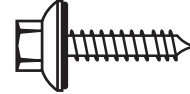
1/4 - 14 x 1 1/4"
TEK2 ZAC Self-Driller
(Part # varies by color)



1/4 - 14 x 7/8"
LAPTEK ZAC Self-Driller
(Part # varies by color)



#14 x 1 1/2"
Type AB ZAC
(Part # varies by color)



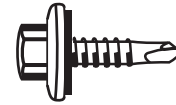
#12 - 14 x 1 1/4"
TEK2 HWH w/washer
Self-Driller
(Part # varies by color)



#12 - 14 x 1 1/4"
TEK2 ZAC
Self-Driller
(Part # varies by color)



1/4 - 14 x 7/8"
LAPTEK HWH w/washer
Self-Driller
(Part # varies by color)

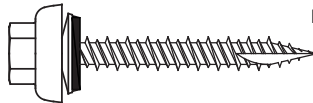


#9 - 15 Type A Woodgrip
W/Washer
(Part # varies by color)



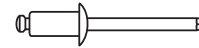
Lengths:
1"
1 1/2"
2"
2 1/2"

#10 - 15 WoodZAC HiLo Type 17 Bond
(Part # varies by Color)



Lengths:
1"
1 1/2"
2"
2 1/2"

43D Pop rivets
(Part # varies by color)



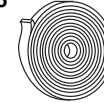
Touch-Up Paint Pen
(Part # varies by color)



Roll Tape Sealant
3/32" X 1" X 45'
Item #: 95335



Roll Tape Sealant
1/8" x 1" x 30'
Item #: 95345



White Urethane Sealant
Item #: 95320



Titebond Caulk Sealant
(Part # varies by color)



Butyl Tube Sealant
Item #: 95342



Multi-Rib Outside Closure
With Adhesive: 95059
Without Adhesive: 95057



R-Panel Outside Closure
With Adhesive: 81887
Without Adhesive: 95085



Multi-V Outside Closure
95099



Multi-Rib Inside Closure
With Adhesive: 95058
Without Adhesive: 95054



R-Panel Inside Closure
With Adhesive: 81886
Without Adhesive: 95080



Multi-V Inside Closure
95097



Mini-Rib Closure
95151



Multi-Cor Closure
95031



M-Cor Closure
95011



MULTI-RIB / R-PANEL / MULTI-COR M-COR / U-PANEL / MULTI-V / MINI-RIB

ACCESSORIES

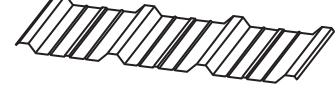
U-Panel Outside Closure
With Adhesive: 216616
Without Adhesive: 40018



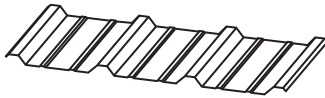
U-Panel Inside Closure
With Adhesive: 216617
Without Adhesive: 40017



Multi-Rib Fiberglass Panel
Available in Clear, White and Opal
11' - 91201
12' - 91207
16' - 91218

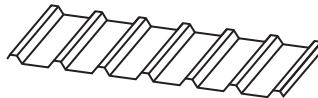


R-Panel Fiberglass Panel
Item #: 91235

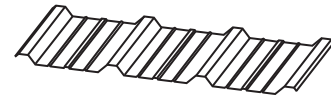


Lengths:
11'

U-Panel Fiberglass Panel
37 3/8" X 12'
Item #: 91212



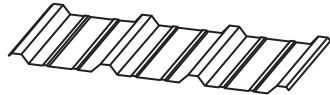
Sunsky Clear Polycarbonate Panel
(For MULTI-RIB)
Available in Clear and White



Lengths:
8'
10'
12'

Not inventoried at all locations.

Sunsky Clear Polycarbonate Panel
(For R-PANEL)
Available in Clear and White



Lengths:
8'
10'
12'

Not inventoried at all locations.

Notes:



☆ MANUFACTURING LOCATIONS ● SERVICE CENTERS ★ MANUFACTURING AND SERVICE CENTER



CORPORATE OFFICE
1500 HAMILTON RD.
BOSSIER CITY, LA 71111

MANUFACTURING LOCATIONS

- | | | | | |
|--------------|--------------------|------------------|----------------|-------------|
| ADELANTO, CA | ASHBURN, GA | BOSSIER CITY, LA | CLINTON, IL | DIAMOND, MO |
| HOUSTON, TX | LEWISPORT, KY | LOCKHART, TX | MARSHALL, MI | MAUSTON, WI |
| MERKEL, TX | PEACHTREE CITY, GA | SUNNYVALE, TX | WINCHESTER, VA | |

MCELROY METAL
SERVICE
CENTER
EMPLOYEE OWNED

17031 Koala Road Adelanto, CA 92301	5215 Leo St. Alexandria, LA 71301	1007 Wilso Dr, Baltimore, MD 21223	1500 Hamilton Rd. Bossier City, LA 71111
3052 Yadkin Road Chesapeake, VA 23323	9476 Meadowbrook Rd. Clinton, IL 61727	3215 Highway 59 Diamond, MO 64840	390 N. Valley Dell Dr. Fenton, MO 63026
409 Lovejoy Road Ft. Walton Beach, FL 32548	3014 Lincoln Court Garland, TX 75041	1440 Aldine Bender Road Houston, TX 77032	221 Benelli Drive Hutto, TX 78634
10504 E. 59th Street Indianapolis, IN 46236	32 Industrial Circle Lancaster, PA 17601	9435 US Hwy. 60 W. Lewisport, KY 42351	2701 Cahill Street Lockhart, TX 78644
1020 Veterans Street Mauston, WI 53948	5123 Terminal Dr. McFarland, WI 53558	514 Cave Road Nashville, TN 37210	8304 Hwy. 70 E. North Little Rock, AR 72117
613 North Bierdeman Rd. Pearl, MS 39208	8511 Industrial Drive Pearland, TX 77584	2755 Hwy 60 Pendergrass, GA 30567	7450 Tower Street Richland Hills, TX 76118
8200 Berry Ave. Suite 100 Sacramento, CA 95828	1365 Dean Forest Rd. Savannah, GA 31405	7355 Oakley Industrial Blvd. Union City, GA 30291	1144 Silstar Rd. West Columbia, SC 29170
325 McGhee Rd. Winchester, VA 22603			

Website: www.mcelroymetal.com · E-mail: info@mcelroymetal.com